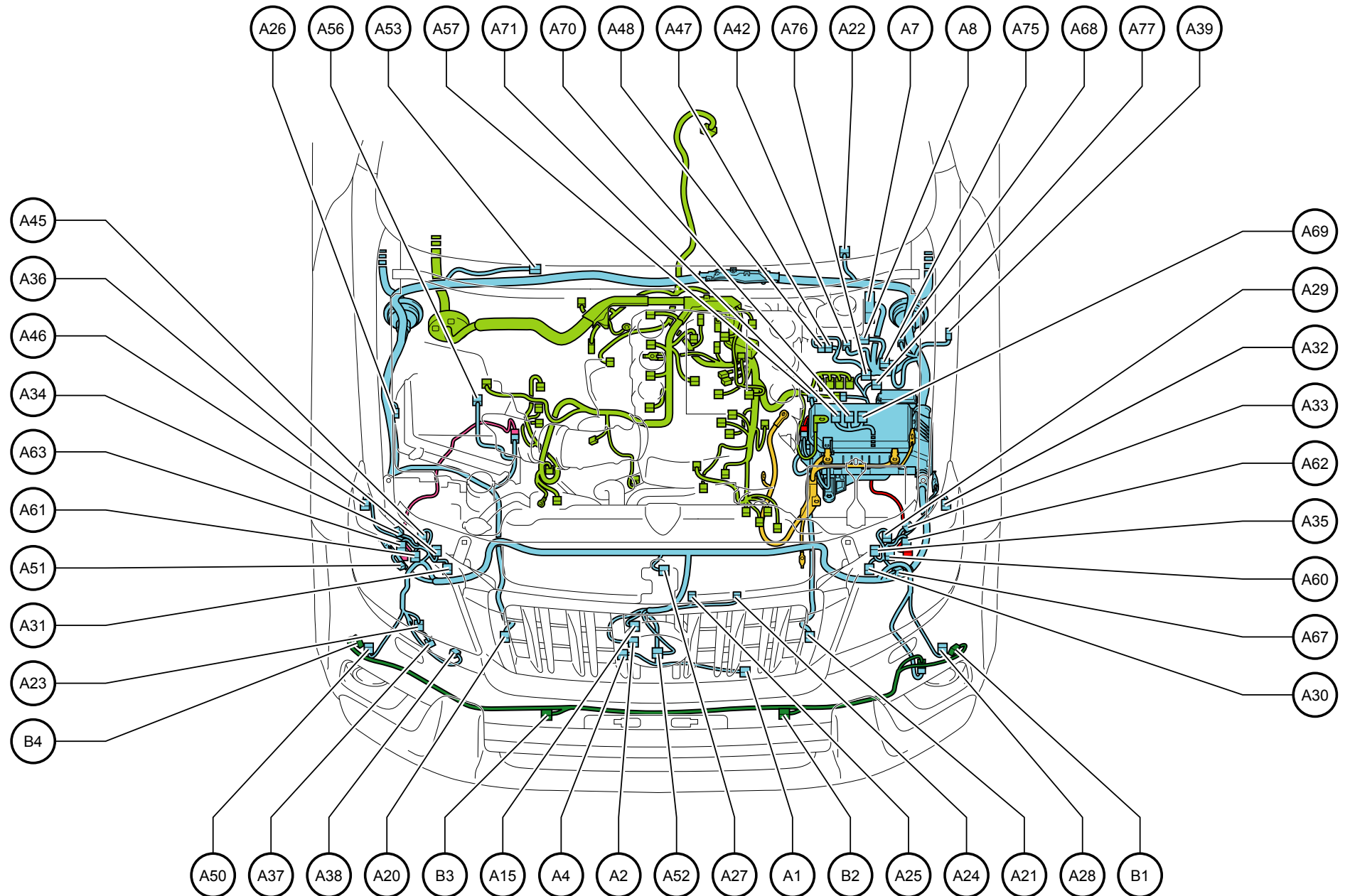
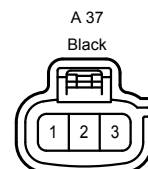
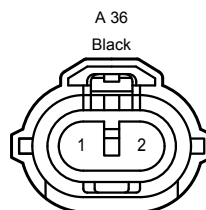
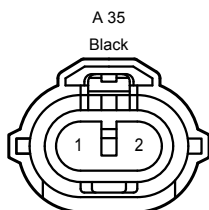
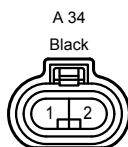
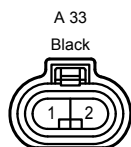
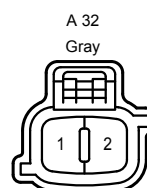
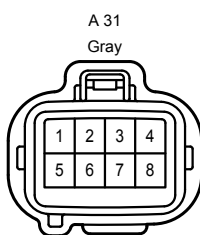
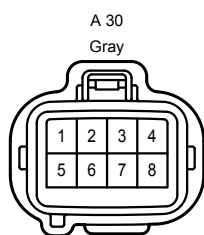
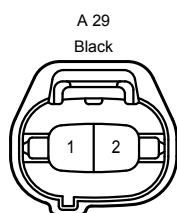
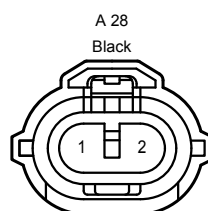
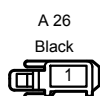
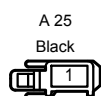
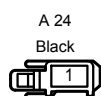
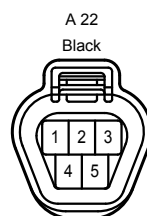
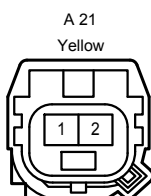
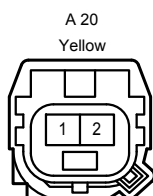
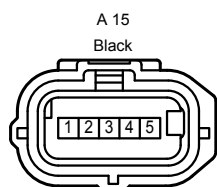
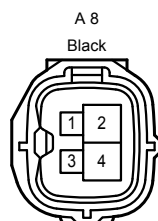
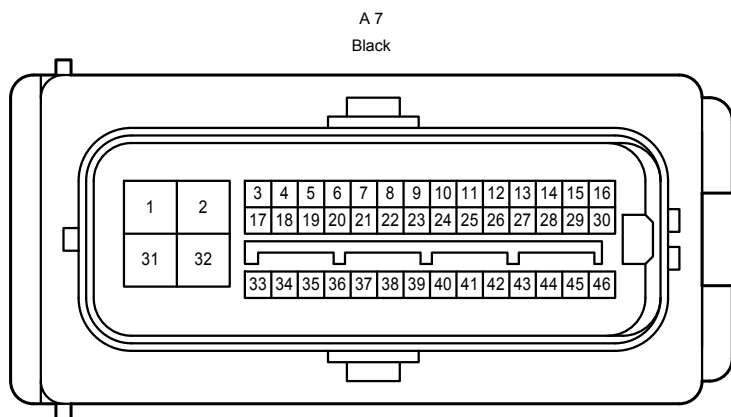
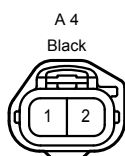
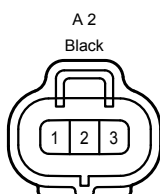
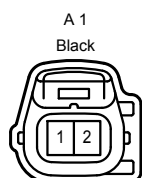


Position of Parts in Engine Compartment <LHD 1KD-FTV>




- A 1 Ambient Temperature Sensor
- A 2 A/C Pressure Sensor
- A 4 Condenser Fan Motor (With Shroud Blower Assembly)
- A 7 Brake Actuator Assembly
- A 8 Brake Actuator Assembly
- A 15 Millimeter Wave Radar Sensor Assembly
- A 20 Front Airbag Sensor RH
- A 21 Front Airbag Sensor LH
- A 22 Windshield Wiper Motor Assembly
- A 23 Windshield Washer Motor and Pump Assembly
- A 24 Low Pitched Horn Assembly
- A 25 High Pitched Horn Assembly
- A 26 Security Horn Assembly
- A 27 Engine Hood Courtesy Switch
- A 28 Fog Light Assembly LH
- A 29 Headlight Assembly LH
- A 30 Headlight Assembly LH
- A 31 Headlight Assembly RH
- A 32 Headlight Assembly LH
- A 33 Headlight Assembly RH
- A 34 Headlight Assembly RH
- A 35 Headlight Assembly LH
- A 36 Headlight Assembly RH
- A 37 Headlight Cleaner Motor and Pump Assembly
- A 38 Headlight Cleaner Control Relay
- A 39 Wireless Door Lock Buzzer
- A 42 Brake Fluid Level Warning Switch (Brake Master Cylinder Reservoir Assembly)
- A 45 Headlight Assembly RH
- A 46 Headlight Assembly RH
- A 47 Short Connector
- A 48 Short Connector
- A 50 Fog Light Assembly RH
- A 51 Noise Filter (Condenser Fan)
- A 52 Front Television Camera Assembly
- A 53 Front Wiper Deicer (Windshield Glass)
- A 56 Front Absorber Control Actuator RH
- A 57 Front Absorber Control Actuator LH
- A 60 Headlight Assembly LH
- A 61 Headlight Assembly RH
- A 62 Headlight Assembly LH
- A 63 Headlight Assembly RH
- A 67 Junction Connector
- A 68 Junction Connector
- A 69 Junction Connector
- A 70 Junction Connector
- A 71 Junction Connector
- A 75 Fuel Filter Warning Switch
- A 76 Level Warning Switch (Fuel Filter Assembly)
- A 77 Fuel Heater Assembly
  
- B 1 Front No. 1 Ultrasonic Sensor LH
- B 2 Front No. 1 Ultrasonic Sensor Center LH
- B 3 Front No. 1 Ultrasonic Sensor Center RH
- B 4 Front No. 1 Ultrasonic Sensor RH




A 38

Gray



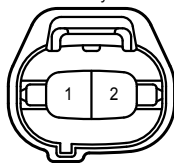
A 39

Gray



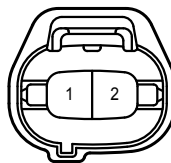
A 42

Gray




A 45

Black



A 46

Gray



A 47

Gray



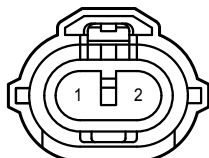
A 48

Gray



A 50

Black




A 51

Gray




A 52

Black



A 53

Gray



A 56

Black



A 57

Black



A 60

Black



A 61

Black



A 62

Gray



A 63

Gray




A 67

Dark Gray



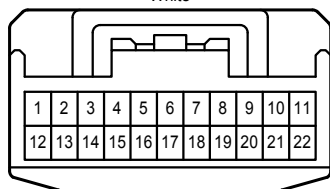
A 68

Dark Gray



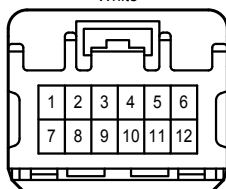
A 69

White



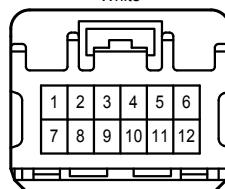
A 70

White



A 71

White




A 75

Gray



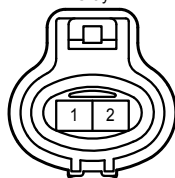
A 76

Black




A 77

Gray




B 1

Black




B 2

Black



B 3

Black



B 4

Black

